

Chaff collector refurb

Mesh can be obtained from a hardware store where it is sold as 'insect mesh'. Make sure to get aluminium mesh, not plastic mesh.


Mesh prep

Cut a rectangular length of mesh 160mm wide and 580mm long. The cut line must go exactly between two wires – this takes some delicacy. Do not follow a straight edge, follow the mesh. Cut with scissors.




Chaff collector assembly


Give the factory finish edge of the mesh a small 45 degree fold so that it sits better when rolled. Roll the mesh so the factory finish edge forms the outer seam. Insert into upper and lower.



I roll it so that it is a little over wound, insert, encourage it to relax so the start and end align, then remove, re-centre the start, then reinsert.



Insert 4gx6 self tappers in upper. Squeeze up the unit before tightening each screw.



Insert 4gx12 self tappers in lower. Squeeze up the unit before tightening each screw.

